

Choose
natural healing
with Dressilk®

DRESSILK®

Allows quick and effective healing

Limits discomfort, infection and pain

Improves cost/effectiveness ratio

Helps management of superficial wounds

Burns and skin graft donor sites



University Hospital Ghent Belgium

So that a wound is no longer a wound



PREVOR

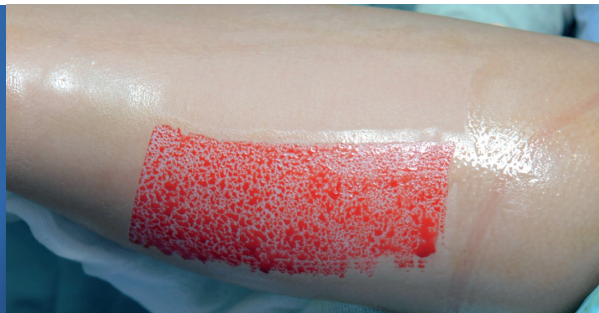
ANTICIPATE AND SAVE

www.dressilk.com

Problematic?

For the patient, frequent dressing changes often induce pain and more medication. For hospitals, this entails additional costs, regarding medication, and more operational staff time.

There is still a strong demand for an effective dressing, both in terms of quality, good healing time and good scarring at long term.



University Hospital Ghent Belgium




University Hospital Ghent Belgium

The solution for you : Natural knitted silk

1

Simple to use Easy to apply


In only one application Dressilk® protects the skin barrier until wound closure (30 days maximum)



2

Comfortable and skin-friendly

Knitted and soft, it facilitates application due to its enlargement potential in 2D



3

Quick and effective healing

Dressilk® provides an optimal environment for wound healing, the dressing remains in situ, protecting and promoting cells granulation thus limiting inflammation and infection



More information on www.dressilk.com

PREVOR & DRESSILK® - Trademarks, names and logo types registered by PREVOR. © 01/2018 PREVOR

Management of a burn:

Case of a 36 year-old patient

1ST DAY

Wound before and after debridement



Application of Dressilk®

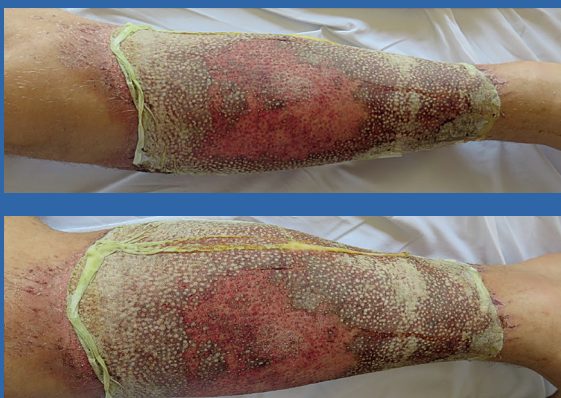


Application of a secondary dressing during the first 24 to 48 hrs



8TH DAY

The wound is dry



15TH DAY

Re-epithelialisation is nearly complete. Dressilk® may be trimmed on the healed skin



29TH DAY

Re-epithelialisation is complete



Why choose DRESSILK®?

For Staff

- Simple and user-friendly
- Easy to apply
- Remains in place until complete healing
- Removed easily
- Quick healing at short term and good scarring at long term

For Patients

- Comfortable in-use
- Remains in place until complete healing
- Reduces pain as little or no dressing change
- Good scarring

For Hospitals

- Saves personnel's time
- Quick healing
- Reduces costs

Technical informations

Medical Device Class IIb - CE 0459 - ARTG n° 281295

- 100% natural silk
- Enlargement potential in 2D
- Available in 2 sizes : 10x10 cm and 20x30 cm
- Allows wound monitoring during the first days
- Perfect for superficial wounds, burns and skin graft donor sites
- Quick healing at short term and good long term scarring
- Limits inflammation and infection
- Excellent compromise between costs reduction and effectiveness
- Non-irritant, non-cytotoxic and non-allergenic



Clinical references

Schulz A, Depner C, Lefering R, Kricheldorf J, Kästner S, Fuchs PC, Demir E. **A prospective clinical trial comparing Biobrane® Dressilk® and PolyMem® dressings on partial-thickness skin graft donor sites.** Burns. 2015 Mar; 42(2): 345-55.

Schiefer JL, Arens E, Grigutsch D, Rath R, Hoffmann A, Fuchs PC, Schulz A. **A prospective intra-individual evaluation of silk compared to Biobrane for the treatment of superficial burns of the hand and face.** Burns. 2017 May; 43(3): 539-548.

Schiefer JL, Rath R, Ahrens E, Grigutsch D, Gräff I, Stromps JP, Fuchs PC, Schulz A. **Evaluation of scar quality after treatment of superficial burns of hands and faces - an intra-individual comparison.** Burns. 2018 Mar;44(2):305-317.

Schulz A, Rothermund I, Lefering R, Fuchs PC, Schiefer J. **Long-term Scar Quality after Treatment of Standardized Partial-Thickness Skin Graft Donor Sites.** Adv Skin Wound Care. 2018 Mar; 31(3): 109-117.

Sidief 2018 Jozef Verbelen, RN, MScN jozef.verbelen@UZgent.be

DRESSILK®_2019_05_Flyer_UK_5

Design : Planète Graphique Studio - 01 42 67 67 90 - Paris 17



PREVOR
ANTICIPATE AND SAVE
www.dressilk.com

Moulin de Verville - 95760 VALMONDOIS - France
Tel. : +33 (0)1 30 34 76 76 - Fax : + 33 (0)1 30 34 76 70
mail@prevor.com - www.prevor.com

